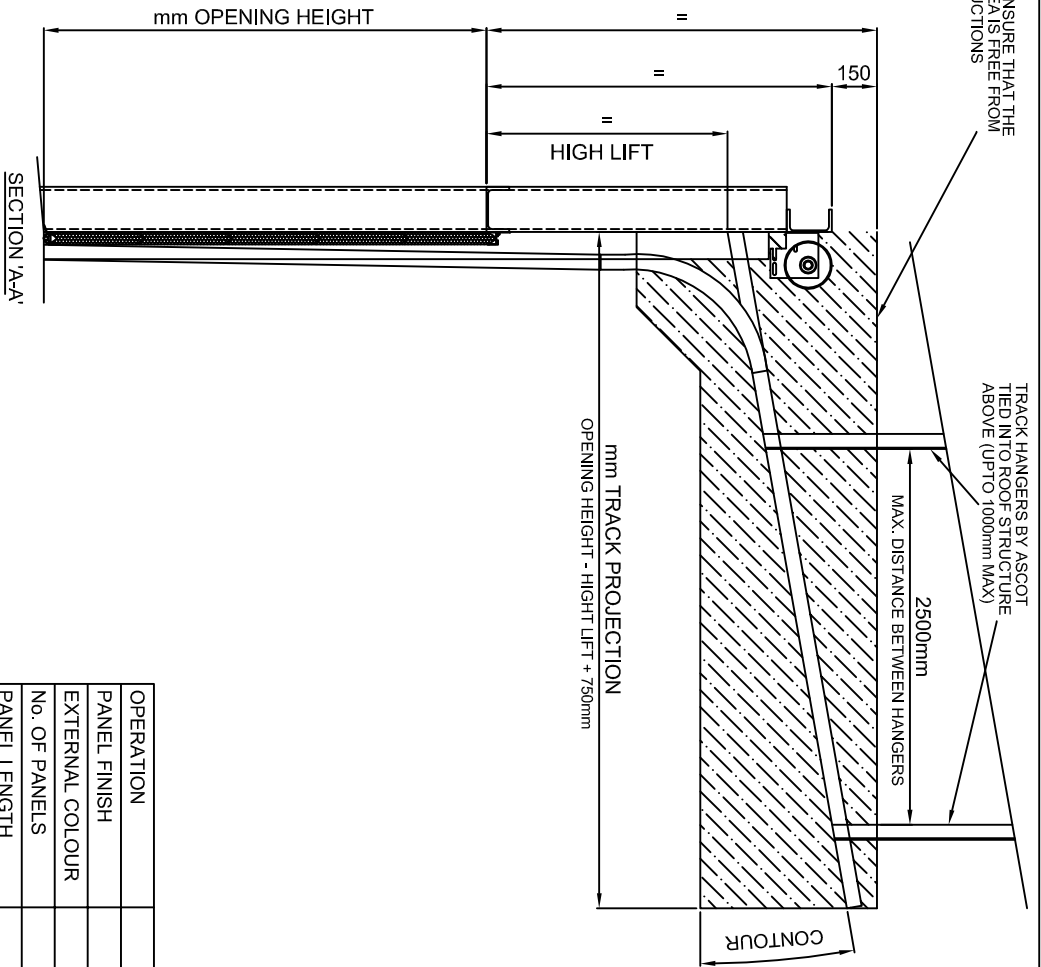
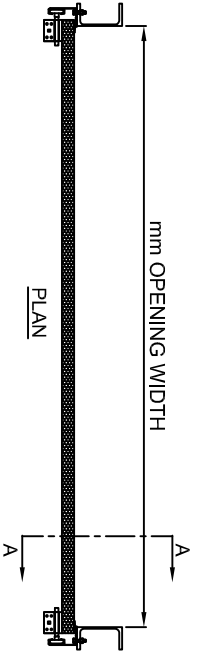
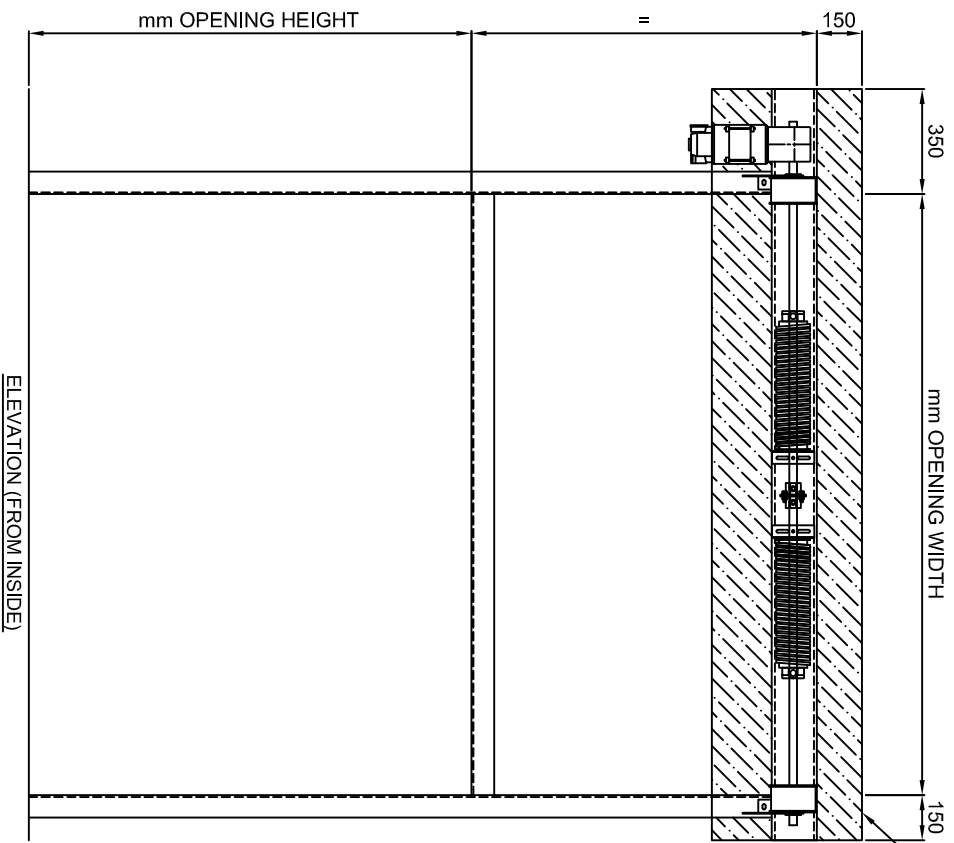
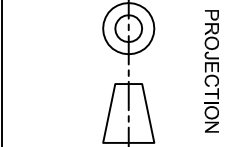


REV	DESCRIPTION	BY	CHK	DATE



ISOLATOR & POWER SUPPLY BY CLIENT
3 PHASE - WITH NEUTRAL & EARTH
400 VOLT - 50 Hz 16 AMP ISOLATOR WITH
5 PIN CEE SOCKET TO BE POSITIONED
1.7M FROM F.L. AND WITHIN 1 METRE
OF THE DOOR ON THE MOTOR SIDE.
CONTROL PANEL & 1.0M LONG ARMoured
CABLE WITH 5 PIN CEE PLUG IS SUPPLIED
BY ASCOT DOORS

- CLIENT TO ENSURE:-
1. OPENING IS PLUMB AND SQUARE.
 2. NO OBSTRUCTIONS OR SERVICES INTERFERE WITH OUR INSTALLATION.
 3. STRUCTURE IS CAPABLE OF CARRYING AN APPROX DOOR WEIGHT OF 15KG SQ/M WITHOUT DEFLECTION.
 4. TO MINIMISE INGRESS OF WATER IT IS RECOMMENDED THAT THE FLOOR SLAB SLOPES AWAY FROM THE DOOR.

OPERATION	
PANEL FINISH	
EXTERNAL COLOUR	
No. OF PANELS	
PANEL LENGTH	
DOOR WEIGHT	